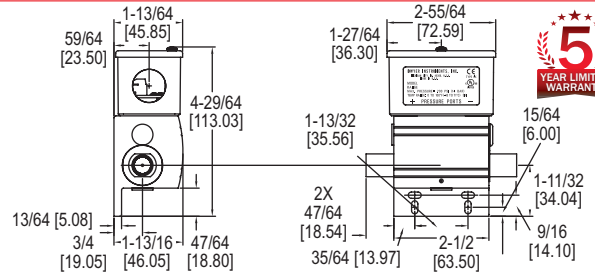


WET/WET DIFFERENTIAL PRESSURE SWITCH

NEMA 4X Enclosure, Low Differential Set Points



The **SERIES DX** is a differential pressure switch that makes a contact output based on the differential between two pressure sources. Wetted materials of brass and fluoro-elastomer are suitable for use with most gases and water based solutions. The switch can be used for low differential pressure indication with set point on a decrease of pressure as low as 1 psid (0.07 bar). Differential set point ranges are available from 2.5 to 75 psid (0.17 to 5.17 bar) on increasing differential pressure and 1.0 to 67 psid (0.07 to 4.62 bar) on decreasing differential pressure. Unit features a high static pressure rating of 200 psig (13.8 bar). Weatherproof, UL type 4X, enclosure for dust laden, outdoor, or wash-down installation environments. Externally adjustable set point, integral mounting flange and a removable electrical terminal block for quick and easy installation.

FEATURES/BENEFITS

- Differential pressure switch that is suitable for most gas and water-based applications allows multiple uses in the most sophisticated designs
- Weatherproof housing provides protection in the harsh, wet or dirty environments ensuring switch's long-service life
- Removable terminal block reduces installation time
- Proving flow through a chiller
- Proving flow through a heat pump or AC unit

APPLICATIONS

- Indicating filter differential pressure
- Proof of flow indicator monitoring
- Proving flow through a pump

OPTIONS	
To order add suffix:	Description
-PRESET	Preset unit
Example: DXW-11-153-1-PRESET	

USA: California Proposition 65

⚠WARNING: Cancer and Reproductive Harm - www.P65Warnings.ca.gov

SPECIFICATIONS

Service: Compatible gases and liquids.
Wetted Materials: Connection: Brass; Diaphragm: Fluoroelastomer.
Temperature Limits: 30 to 140°F (-1 to 60°C).
Pressure Limits: 200 psig (13.8 bar). Continuous single side only pressure should not exceed 1.25 x full differential range.
Enclosure Rating: Weatherproof UL type 4X (IP65).
Repeatability: ±2% of full range.
Switch Type: SPDT snap switch.
Electrical Rating: 5 A @ 125/250 VAC (~), 5 A res. @ 30 VDC (---).
Electrical Connection: Removable terminal block.
Conduit Connection: 0.871" diameter hole for 1/2" conduit fitting.
Process Connection: 1/4" NPT female.
Mounting Orientation: Ports on horizontal plane, ±10°.
Set Point Adjustment: External screw.
Housing Materials: Body: Aluminum; Housing: Polycarbonate; Cover: 300 SS.
Vibration and Shock: Set point repeats after 2.5 Gs, 5 to 500 Hz. Set point repeats after a 15 Gs, 10 millisecond duration.
Humidity Limit: 80% (non-condensing).
Pollution Degree: 2.
Environment: Intended for indoor and outdoor use.
Weight: 1 lb 3 oz (0.54 kg).
Agency Approvals: CE, cULus.

MODEL CHART

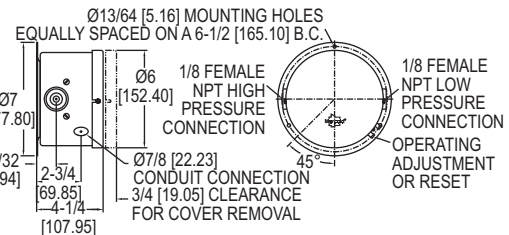

Model	Adjustable Differential Range (on increase) [psid (bar)]	Fixed Deadband [psid (bar)]	
		Low Set Point	High Set Point
DXW-11-153-1	2.5 to 10 (0.17 to 0.69)	1.5 (0.10)	2.5 (0.17)
DXW-11-153-2	10 to 25 (0.69 to 1.72)	2.5 (0.17)	3.5 (0.24)
DXW-11-153-3	25 to 50 (1.72 to 3.45)	3.5 (0.24)	6.0 (0.41)
DXW-11-153-4	50 to 75 (3.46 to 5.17)	6.0 (0.41)	8.0 (0.55)

Note: Set points on decrease will be the range minus the deadband.

SERIES DP | MERCOID® BY DWYER

DOUBLE BELLOWS DIFFERENTIAL PRESSURE SWITCHES

Visible Setpoints, Adjustable or Fixed Deadband, High Pressure Ranges



Two opposing bellows combine maximum sensitivity and vibration resistance at a moderate cost in the **SERIES DP** differential pressure switches. Both set and reset points are easily adjustable through non-interactive, externally accessible controls. Visible setpoint indicators simplify changes. SPDT snap action switch, 316 stainless steel or brass bellows, flanged steel housing. Rated pressures to 600 psig.

FEATURES/BENEFITS

- Bellows switch design provides sensitivity to pressure changes but resists vibration preventing out of range switching
- External access to set and rest controls makes for easy adjustments
- Visible set point indicators simplify changes

APPLICATIONS

- Accurate switch triggers in high pressure applications

SPECIFICATIONS

Wetted Materials: Brass on ranges 61, 62, 63 or 316 SS on ranges 62E, 64E, 65E.
Temperature Limits: -10 to 180°F (-23 to 82°C).
Pressure Limit: Maximum pressure of the operating range.
Enclosure Rating: General purpose. Weatherproof or explosion-proof optional.
Switch Type: Snap switch. (Contact factory for mercury switch).
Electrical Rating: See model chart.
Electrical Connection: Screw terminal.
Conduit Connection: General purpose: 1/2" hole for conduit hub; Weatherproof: 1/2" conduit hub; Explosion-proof: 3/4" female NPT.
Process Connection: General purpose and weatherproof: 1/8" female NPT, explosion-proof: 1/4" male NPT.
Mounting Orientation: Vertical.
Set Point Adjustment: Thumbscrew.
Weight: General purpose: 5 lb (2.3 kg), weatherproof: 7 lb (3 kg), explosion-proof: 25 lb (11 kg).
Deadband: See model chart.
Agency Approvals: CE, cULus.

MODEL CHART

Bellows Material	Range, psid (bar)	Max. Press, psig (bar)	Adjustable Deadband		Fixed Deadband	
			Min. D.B. psid (bar)	Model	Fixed D.B. psid (bar)	Model
Brass	0-10 (0-0.7)	50 (3.5)	1.5 (.10)	DPA-7033-153-61	0.5 (.03)	DPS-7233-153-61
Brass	0-20 (0-1.4)	100 (6.9)	2.5 (.17)	DPA-7033-153-62	1.0 (.07)	DPS-7233-153-62
Brass	0-30 (0-2.1)	300 (20.7)	6.0 (.41)	DPA-7033-153-64	1.5 (.10)	DPS-7233-153-64
316SS	0-20 (0-1.4)	100 (6.9)	3.0 (.21)	DPA-7043-153-62E	1.5 (.10)	DPS-7243-153-62E
316SS	0-30 (0-2.1)	300 (20.7)	6.0 (.41)	DPA-7043-153-64E	2.0 (.14)	DPS-7243-153-64E
316SS	0-80 (0-5.5)	600 (41.4)	20(1.4)	DPA-7043-153-65E	6.0 (.41)	DPS-7243-153-65E

OPTIONS

To order add suffix:	Description
W	Weatherproof enclosure
Example: DPAW-7033-153-61	
E	Explosion-proof enclosure
Example: DP AE-7033-153-61	

USA: California Proposition 65

⚠WARNING: Cancer and Reproductive Harm - www.P65Warnings.ca.gov