

**Room Operating Unit CO<sub>2</sub> / Humidity / Temperature**

For measuring the temperature, humidity and CO<sub>2</sub> in the room and adjusting temperature and ventilation setpoints. The high-contrast ePaper touch display ensures best readability and intuitive operation. Thanks to MP-Bus, Modbus RTU and BACnet MS/TP communication, the room operating units can be seamlessly connected to existing third-party controllers. Commissioning and parametrisation of the device is conveniently done with the Belimo Assistant App.


**Type Overview**

Type	Communication	I/O	Measured values	Setpoint	Display type
P-22RTM-1U00D-2	Modbus RTU, BACnet MS/TP, MP-Bus	1x DI	CO <sub>2</sub> , Temperature, Relative humidity, Dew point	Temperature, Volumetric flow	ePaper touch display and LED
P-22RTH-1U00D-2	Modbus RTU, BACnet MS/TP, MP-Bus	1x DI	Temperature, Relative humidity, Dew point	Temperature, Volumetric flow	ePaper touch display

**Technical data**

<b>Electrical data</b>	Nominal voltage	AC/DC 24 V
	Nominal voltage range	AC 19.2...28.8 V / DC 19.2...28.8 V
	Power consumption AC	1 VA
	Power consumption DC	0.5 W
	Electrical connection	Spring loaded terminal 0.25...1.5 mm <sup>2</sup>
	Electrical connection note	23-15 AWG, copper conductors only Cable type USA and Canada: CL2 or higher
	Cable entry	Back side Top side Bottom side
<b>Data bus communication</b>	Communication	Modbus RTU BACnet MS/TP MP-Bus
	Number of nodes	BACnet / Modbus see interface description MP-Bus max. 8 (16)
<b>Functional data</b>	Application	Air
	Display	ePaper touch display and LED, 69x62 mm The LED is used for the CO <sub>2</sub> TLF (traffic light function). The LED can be parametrised and deactivated via Belimo Assistant App. (Type (P-)22RTM-..)
	Input/Output	1x digital input for potential-free contact

**Technical data**

<b>Measuring data</b>	Measured values	CO <sub>2</sub> Relative humidity Dew point Temperature	
	<b>Specification CO<sub>2</sub></b>	Sensing element technology	Non-dispersive infrared (NDIR) dual channel
		Measuring range	0...2000 ppm
		Accuracy	±(50 ppm + 2% of measured value)
Long term stability		±20 ppm p.a.	
<b>Specification Temperature</b>	Measuring range	0...50°C [32...122°F]	
	Accuracy temperature active	±0.3°C @ 25°C [±0.5°F @ 77°F]	
	Long term stability	±0.03°C p.a. @ 25°C [±0.05°F p.a. @ 77°F]	
<b>Specification Humidity</b>	Measuring range	0...100% RH	
	Measuring range dew point	-50...50°C [-60...120°F]	
	Accuracy	±2% between 0...90% RH @ 25°C	
	Long term stability	±0.25% RH p.a. @ 25°C @ 50% RH	
<b>Safety data</b>	Protection class IEC/EN	III, Safety Extra-Low Voltage (SELV)	
	Power source UL	Class 2 Supply	
	Degree of protection IEC/EN	IP30	
	EU Conformity	CE Marking	
	Quality Standard	ISO 9001	
	UL Approval	cULus according to UL60730-1, CAN/CSA E60730-1	
	Type of action	Type 1	
	Rated impulse voltage supply	0.5 kV	
	Pollution degree	2	
	Ambient humidity	Max. 95% RH, non-condensing	
	Ambient temperature	0...50°C [32...122°F]	
	Storage temperature	-40...70°C [-40...160°F]	
	<b>Materials</b>	Housing	PC, white, RAL 9003 UL94V-0

**Safety notes**


This device has been designed for use in stationary heating, ventilation and air-conditioning systems and must not be used outside the specified field of application. Unauthorised modifications are prohibited. The product must not be used in relation with any equipment that in case of a failure may threaten humans, animals or assets.

Ensure all power is disconnected before installing. Do not connect to live/operating equipment.

Only authorised specialists may carry out installation. All applicable legal or institutional installation regulations must be complied with during installation.

The device contains electrical and electronic components and must not be disposed of as household refuse. All locally valid regulations and requirements must be observed.

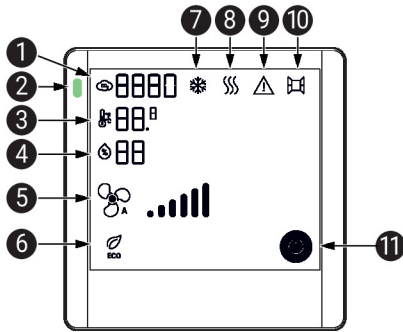
## Remarks

- General remarks concerning sensors** The measuring result is influenced by the thermal characteristics of the wall. A solid concrete wall responds to thermal fluctuations within a room more slowly than a light-weight structure wall. A room sensor always detects a mixture of air and wall temperature. This means that the radiant heat of the wall, which is important for comfort, is also included in the measurement result.
- Remark: Occurring draft leads to a better carrying-off of dissipative power at the sensor. Thus temporally limited fluctuations might occur upon temperature measurement.**
- Build-up of self-heating by electrical dissipative power** Temperature sensors with electronic components always have a dissipative power which affects the temperature measurement of the ambient air. The dissipation in active temperature sensors shows a linear increase with rising operating voltage. The dissipative power should be taken into account when measuring temperature.
- Belimo room sensors have adaptive temperature compensation for the entire supply voltage range. This ensures that the ambient temperature is detected with the highest accuracy at all times.
- Application notice for humidity sensors** The humidity sensor is extremely sensitive. Touching the sensor element or exposing it to aggressive substances like chlorine, ozone, ammonia, hydrogen peroxide or ethanol (i.e. as a cleaning agent) may affect the measurement accuracy.
- Long term operation outside the recommended conditions (5...50°C and 20...80% RH) can result in a temporary offset. After returning into the recommended range, this effect disappears.
- Information self-calibration feature CO<sub>2</sub>** All CO<sub>2</sub> sensors are subject to drift caused by the aging process of the components, resulting in regular re-calibration or replacement of units. However, the dual channel technology integrates automatic self-calibration technology vs. commonly used ABC-Logic sensors. Dual channel self-calibration technology is ideally suited for applications operating 24/7 hours such as those in hospitals or other commercial applications. Manual calibration is not required.
- Digital input** Auxiliary Digital Input can be used with third-party sensors and switches (window alarm, occupancy detector, etc.). The input values are monitored and transmitted through the MP-Bus, Modbus RTU and BACnet MS/TP protocol.

## Indicators and Operation

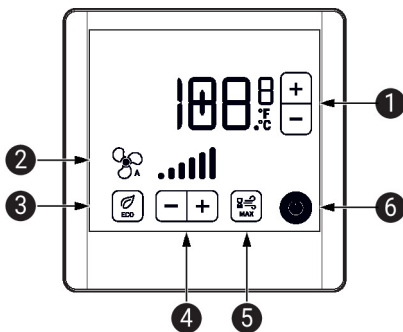
- Indicators** The operating display is an ePaper display that reflects light like normal paper. It is therefore a non-illuminated display with an integrated touch control panel.
- The representation on the display can be designed freely, depending on the requirements. Function blocks can be switched on or off by using the Belimo Assistant App. By default, all actual values and temperature setpoint adjustments are visible on the display.

Indicators and Operation



- 1 Current CO<sub>2</sub> concentration: 0...2000 ppm
- 2 CO<sub>2</sub> TLF (traffic light function), available on the (P-)22RTM-.. sensor  
Colours: green, yellow and red. LED can be parametrised and deactivated via Belimo Assistant App.
- 3 Current temperature: 0...50°C or -32...122°F
- 4 Current relative humidity: 0...99%
- 5 Fan speed display: 6 levels
- 6 Eco mode: Symbol is displayed if this mode is activated
- 7 Cooling mode: Information provided by controller via bus
- 8 Heating mode: Information provided by controller via bus
- 9 Warning / Error  
Symbol is displayed if an internal error occurred or if warning is transmitted by the controller via the connected bus (external error).
- 10 External input, information provided by controller via bus
- 11 HVAC system status  
Symbol is displayed if the HVAC system is either completely off or in building protection mode. If this symbol is activated, the rest of the display is blank.

**Operation** The operating elements on the ePaper display are touch fields that can be operated with the finger. The touch fields are only active if the corresponding element is also displayed.



- 1 Temperature setpoint: Set the desired temperature  
Absolute setpoint: 10...40.0°C or 50...104.0°F  
Relative setpoint: -5...5°C / °F  
Adjustable and restrictable via Belimo Assistant App
- 2 Fan speed display: 6 levels
- 3 Eco mode: Symbol is displayed if this mode is activated
- 4 Fan speed setpoint: Set the desired fan level
- 5 Max mode: Symbol is displayed if this mode is activated
- 6 HVAC system status  
Symbol can be displayed if the HVAC system is either completely off or in building protection mode. If this symbol is activated, the rest of the display is blank.

Parts included

Screws

Accessories

Tools	Description	Type
	Belimo Assistant App, Smartphone app for easy commissioning, parametrising and maintenance	Belimo Assistant App
	Converter Bluetooth / NFC	ZIP-BT-NFC

## Service

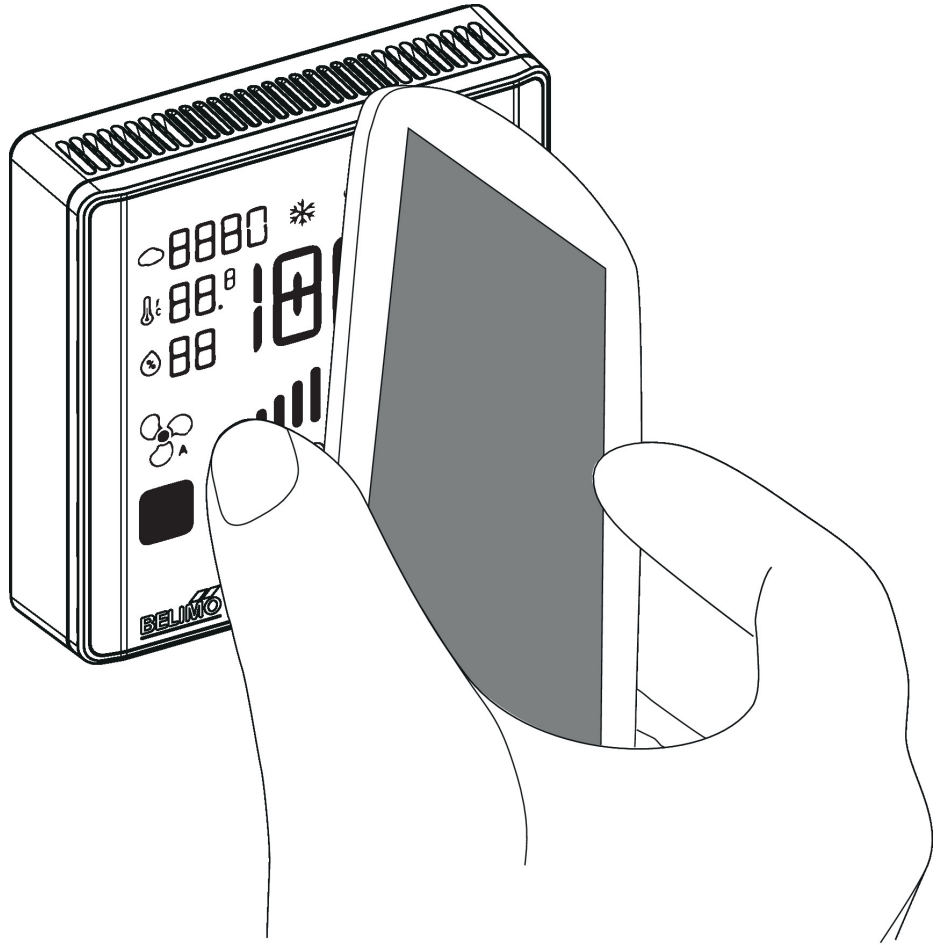
**NFC connection** Belimo equipment marked with the NFC logo can be operated and parametrised with the Belimo Assistant App.

Requirement:

- NFC- or Bluetooth-capable smartphone
- Belimo Assistant App (Google Play & Apple AppStore)

Align NFC-capable smartphone on the sensor so that both NFC antennas are superposed.

Connect Bluetooth-enabled smartphone via the Bluetooth-to-NFC Converter ZIP-BT-NFC to the sensor. Technical data and operation instructions are shown in the ZIP-BT-NFC datasheet.



## Wiring diagram



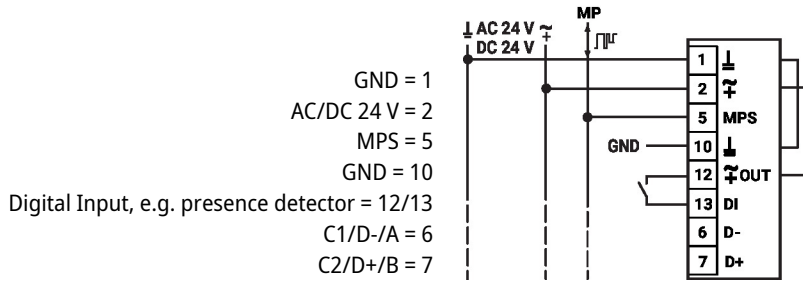
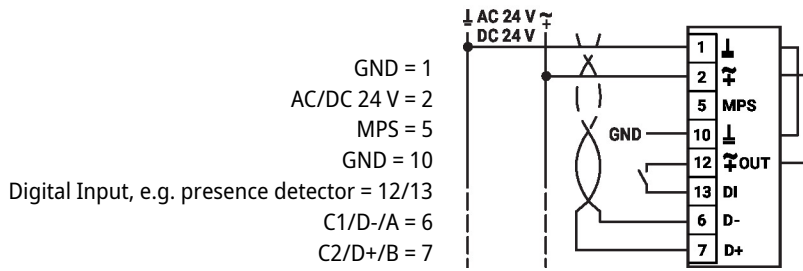
Notes

Supply from isolating transformer.

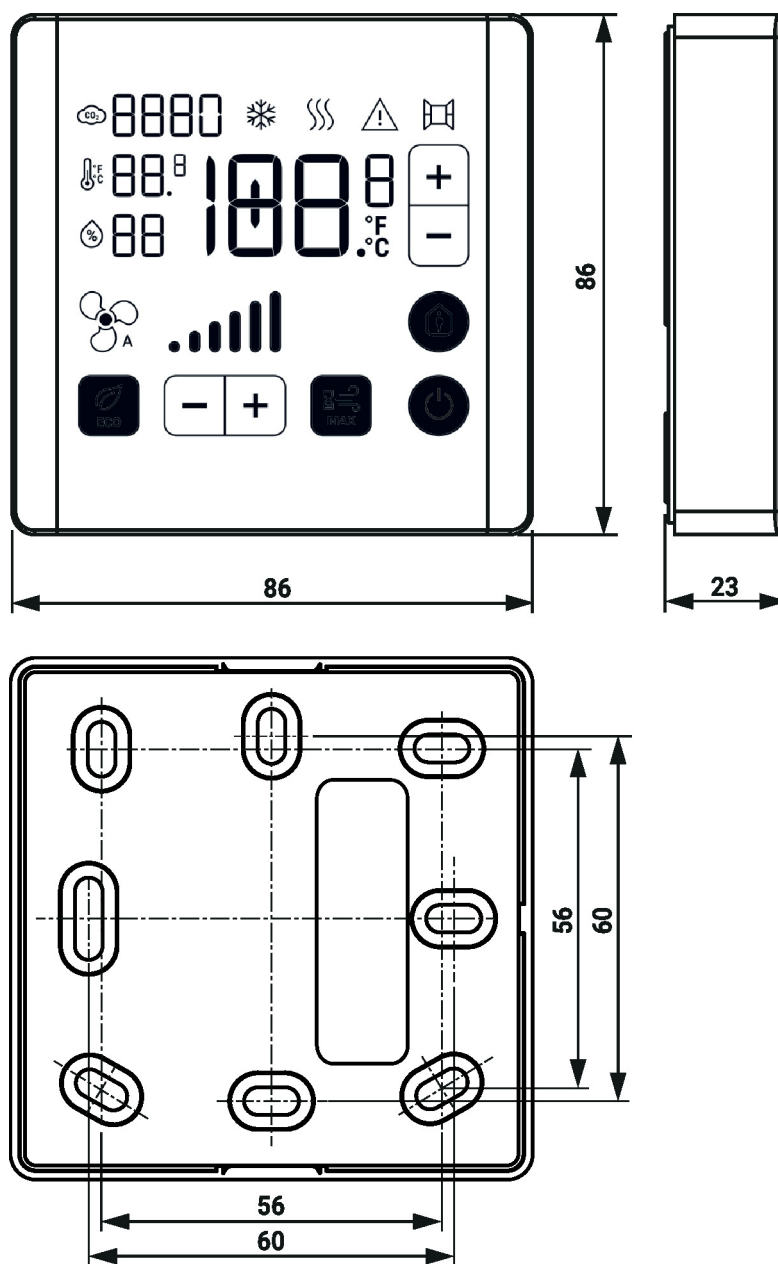
The wiring of the line for BACnet MS/TP / Modbus RTU is to be carried out in accordance with applicable RS-485 regulations.

Modbus / BACnet: Supply and communication are not galvanically isolated. Connect earth signal of the devices with one another.

Wiring diagram



## Dimensions



## Further documentation

- BACnet Interface description
- Modbus Interface description
- Installation instructions
- Description Data-Pool Values